




TL-2200QVP Mini



Specifications

Sewing Speed	Min. 55 - Max. 1,500SPM
Stitch Length	Max. 6mm
Lift of the Presser Foot	By lever Max. 9mm, by knee lifter Max. 12mm
Needle	HA x 1 (130/705H) #7-#18 (HL x 5 #9-#16)
Dimensions	452(W) x 350(H) x 219(D)mm
Weight (machine only)	11.5Kg / 25.4Lb
Auxiliary table (dimensions)	590(W) x 335(D)mm
Lamp	LED
Hook	Horizontal-axis Full-rotary Hook

Standard Accessory

Standard Presser Foot Hemming Foot Zipper Attaching Foot





1/4" Compensating Presser Foot (for 120V machine) Sewing Machine Cover


7mm Compensating Presser Foot (for 220-240V machine)

Even Feed Foot / 1/5" Quilting Foot / 1/4" Quilting Foot / Quilting Foot Front Open Toe / 1/4" Presser Foot (for 120V machine) / 7mm Presser Foot (for 220-240V machine) / Quilt Guide for Even Feed Foot / Auxiliary Table / Foot Controller / Foot Switch Stopper / Power Cord / Exclusive Screwdriver (2) / Needles (HAx1) / Bobbins (4) / Knee Lifter Lever / Oiler / Spool Cap / Cleaning Brush


Options




1/4" Quilting Foot (for Ruler)
Using this foot with quilt rulers allows you to create precision designs and perfect straight lines.
Part No. 40166729



Echo Quilting Foot
Echo quilting is easy with this free motion quilting foot. Built in guide lines measure the rows for evenly spaced quilt lines.
Part No. 40166739



Quilting Foot Side Open Toe
Designed to be used with the Juki Free Motion Table, this foot is open for optimal visibility.
Part No. 40166734



Free Motion Table
*Please contact your local Juki Dealer for Free Motion Table information.




*Enjoy Exceptional Sewing and Quilting Performance
Feel at Home with Traditional Juki Quality!*




TL-2200QVP Mini

High-Performance Sewing Machine *Created for Quilters*

Accessories to Expand and Enhance Your Quilting Experience




● **1/4" Presser Foot** (for 120V machine)
7mm Presser Foot (for 220-240V machine)
Creates even 1/4 inch or 7mm seams for perfect piecing.



● **Even Feed Foot**
Powerfully feeds multiple fabric layers from both top and bottom without shifting.



● **Quilt Guide for Even Feed Foot**
Measures rows for evenly spaced quilt lines.



● **Quilting Foot Front Open Toe**
Allows for more visibility during free motion quilting.



● **1/5" Quilting Foot**
Use for free motion quilting to glide smoothly and evenly over fabric layers.



● **1/4" Quilting Foot**
Create equally spaced free motion quilting lines, perfect for echo quilting.



● **Drop Feed**
The feed dog may be raised or lowered by simply adjusting the switch. Lowering the feed dog allows you to free motion quilt in any direction with precision and ease.

QVP Quilt Virtuoso Pro

TL-2200QVP Mini

Imagine → Design → Quilt

TL-2200QVP Mini is a single needle, lock-stitch, portable sewing machine, constructed of aluminum die-casting to ensure industrial-quality sewing.

Larger Work Area

With a large work area of up to 23 inches (with auxiliary table attached), the TL-2200QVP Mini can handle large quilts with ease.



Functions for Sewing Quilts with Ease



● **Maximum Sewing Speed Control**
Easily control your sewing speed from 200 to 1,500 SPM with the adjustable slide. This will give you complete control of your sewing speed in both piecing and free motion quilting.



● **Foot Controller with Thread Trimming Function**
It is possible to automatically trim both needle and bobbin threads by pressing the heel side of foot controller.



*The thread trimming function can be disabled by attaching a Foot Switch Stopper to the controller.



● **Automatic Thread Trimmer**
With your automatic thread trimmer you can trim both the needle and bobbin threads simultaneously as desired. Enjoy the same thread trimming mechanism as many of our Juki Industrial Sewing Machines.



● **Automatic Needle Threader**
The automatic needle threader quickly and easily threads the needle without eyestrain, allowing you to change thread colors as often as you wish.



● **Needle Up/Down Control**
Change the needle position to up or down as desired by simply pressing the up/down needle button. When the button is pressed continuously, the machine will sew stitch by stitch.



● **Knee Lifter Lever**
The knee lifter lever allows you to lift/lower the presser foot without using your hands. The presser foot can be raised as high as 12mm.

Functions for Perfect Stitch Quality



● **Sub Tension Unit**
The Sub Tension Unit ensures thread feeding to the needle is smooth, even and twist free, no matter how thick your thread is. It also keeps the thread from quivering when sewing at high speeds and provides accurate, fine tuned thread tension.



● **Thread Tension Scale**
The machine also has the thread tension scale, which allows you to adjust the tension according to the thread and material to be used.



● **Presser Foot Pressure Adjustment**
Presser foot pressure may be adjusted to accommodate different fabric thickness by turning the regulator dial located on the top of the machine.



● **Horizontal-axis Full-rotary Hook**
Create perfectly balanced stitches for beautiful seams. Bobbin thread tension is also adjustable.