

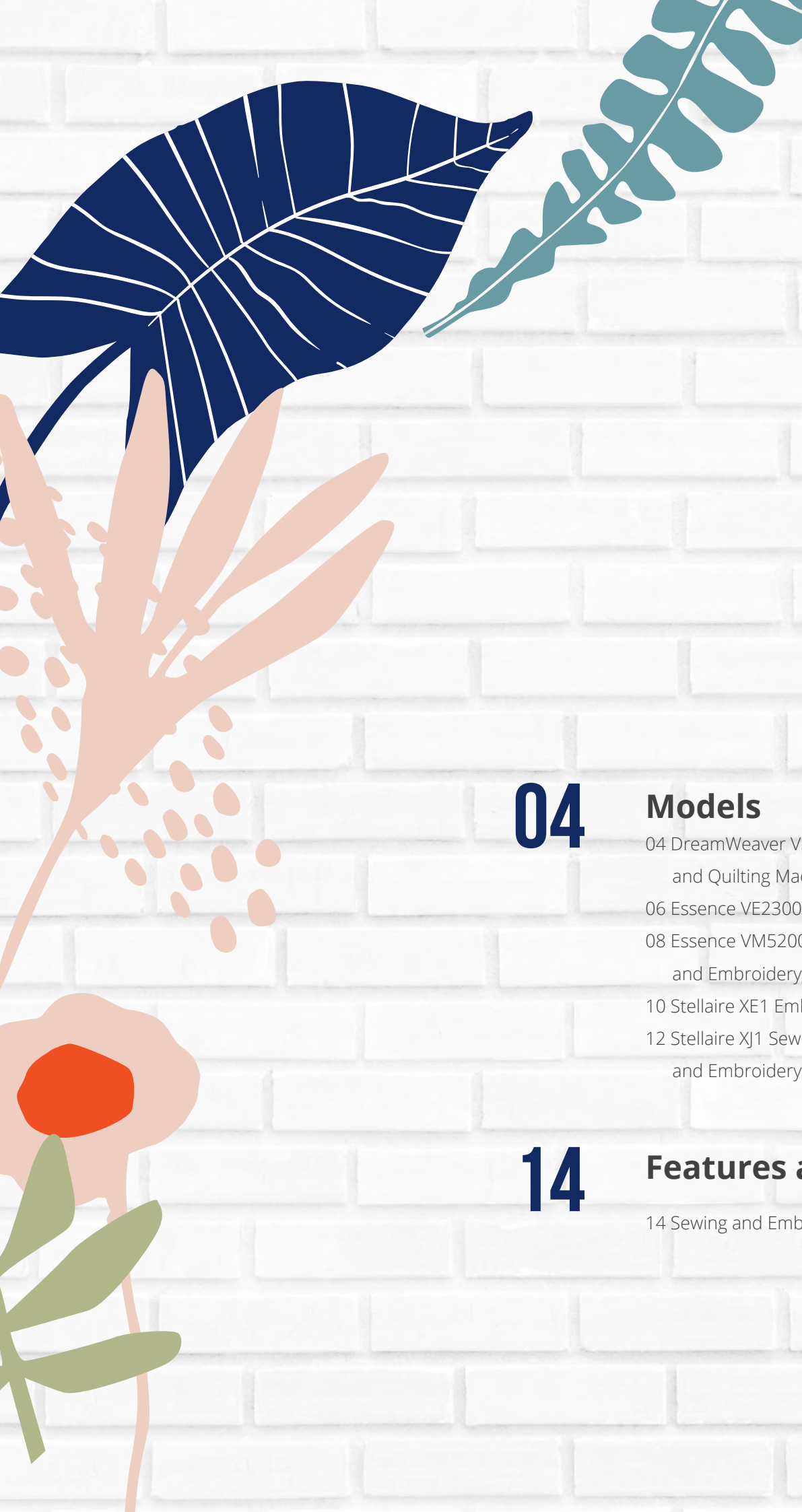
# BIG BOOK

## *Volume 2*

Look inside for  
Brother's premium  
sewing and embroidery  
machine range



**brother**



## 04

### **Models**

04 DreamWeaver VQ3000 Sewing and Quilting Machine

06 Essence VE2300 Embroidery Machine

08 Essence VM5200 Sewing, Quilting and Embroidery Machine

10 Stellaire XE1 Embroidery Machine

12 Stellaire XJ1 Sewing, Quilting and Embroidery Machine

## 14

### **Features at a Glance**

14 Sewing and Embroidery

# PR670E Entrepreneur 6-Plus 6 Needle Embroidery Machine

Experience effortless embroidery  
with speedy and professional results



**WATCH NOW**

See the PR-670E in action at  
[youtube.com/BrotherAu](https://youtube.com/BrotherAu)

# BEST FOR QUILTING

*Includes Laser guide,  
V-Sonic pen & wide table*



DREAMWEAVER VQ3000 **\$4,499**

+

- ▶ **561 sewing stitches** (531 built-in, 30 on CD), including new wide stitches, crazy quilting, vintage, heirloom, candlewicking and message designs, 14 one-step buttonhole styles and 5 sewing fonts
- ▶ **V-Series:** Enjoy the expansive 56 square inches of workspace that provides plenty of space for large projects
- ▶ **Large 7" LCD touch screen display:** View on-screen tutorials, and control the machine with the large, intuitive icons
- ▶ **Laser vision guide:** It's never been easier to sew a straight line - the laser vision guide is a huge benefit when top stitching, piecing, pintucking and cording
- ▶ **Up to 1,050 stitches per minute:** Create more works of art in less time
- ▶ **Built-in USB port:** Perform machine updates and use the second port to import and export designs from memory stick
- ▶ **Automatic height adjuster (AHA) feature:** The AHA feature helps ensure consistent stitch length on all fabric thicknesses by keeping the presser foot pressure consistent, regardless of fabric thickness, leading to uniform stitch quality across uneven surfaces

# Dreamweaver



## MuVit™ Digital Dual Feed System

This included digitally-controlled direct motor-driven accessory foot is designed for difficult projects which require special handling - so you can rest assured that your ability to move it smoothly is just a touch away.



## V-Sonic pen for Sewing

Change needle position, set stitch width and position, select sewing end point, and set laser guide position without taking your eyes off your project - simply touch and sew.



- ▶ **V-Sonic pen for sewing:** Change needle position, set stitch width, select sewing end point, and set laser guide position without taking your eyes off your project - simply touch and sew
- ▶ **Ultra bright LED lighting:** No more task lights needed, surround the work area with 10" of bright and adjustable lighting
- ▶ **MuVit™ Digital Dual Feed System:** Use the direct motor-driven foot to powerfully feed fabric from the top and bottom, giving you greater control
- ▶ **Pivot function:** The presser foot automatically lifts as the needle remains lowered for fast and easy fabric manipulation
- ▶ **Bobbin winding while sewing:** A big time saver - wind bobbins for future use while sewing
- ▶ **Lockstitch key:** With the touch of a button, tie-off stitches can be easily sewn at the beginning and end of the stitch
- ▶ **Fully automatic needle threader:** With the touch of a button, the thread is pushed through the eye of the needle. The machine can be threaded manually for twin and specialty needle threading
- ▶ **Included wide table:** Provides even more workspace ideal for working on larger projects

# UPSIZE YOUR HOOP



*Includes V-sonic pen & droplight positioning marker*

## ESSENCE VE2300 EMBROIDERY MACHINE

**\$4,499**




- ▶ **318 built-in embroidery designs** including 13 bobbin work designs, 17 embroidery fonts (12 Alphabet, 2 Cyrillic, 3 Japanese embroidery fonts) and 140 frame pattern combinations
- ▶ **V-Sonic pen for embroidery:** Ultrasonic sensing provides embroidery positioning and angle rotation with a simple touch
- ▶ **Large 7" LCD touch screen display:** See up to 260,000 colours with little or no on-screen colour shifting; view on-screen tutorials, and control the machine with the large, intuitive icons
- ▶ **Up to 1,050 stitches per minute:** Create more works of art in less time
- ▶ **Ultra bright LED lighting:** No more task lights needed, surround the work area with 10" of bright and adjustable lighting
- ▶ **Droplight embroidery positioning marker:** The LED pointer shows the needle drop position with pinpoint accuracy - critical for embroidery

# Essence



## Droplight Embroidery Positioning Marker

The LED droplight shows the needle drop position with pinpoint accuracy – perfect embroidery results.



## V-Sonic pen for embroidery

Ultrasonic sensing provides embroidery positioning and angle rotation with a simple touch.



- ▶ **Built-in USB port:** Connect to a computer for importing and exporting designs or performing machine updates. Use the second port to import and export designs from a memory stick
- ▶ **Large embroidery area:** The space to create with a maximum embroidery field of 300 x 200mm; two embroidery frames are included; 300 x 200mm and 180 x 130mm

- ▶ **Automatic thread trimming system:** Cuts threads between colour stitch blocks, convenient and a real time saver
- ▶ **Sleep and shut-off modes:** Energy efficiency you can expect from Brother
- ▶ **Stitch jumping:** Move through your design up to 500 stitches at a time - a huge benefit if you break a thread

**Get ready to enjoy embroidery perfection with the Brother Essence VE2300.**

# BIG EMBROIDERY PLUS SEWING

*Includes 2 embroidery hoops, 300 x 200mm and 180 x 130mm*



ESSENCE VM5200 SEWING, QUILTING & EMBROIDERY MACHINE **\$5,999**



- ▶ **715 sewing stitches** 715 built-in stitch designs including 13 bobbin work designs, 17 fonts (12 Alphabet, 2 Cyrillic, 3 Japanese embroidery fonts) and 140 pattern frame pattern combinations
- ▶ **V-Series:** Enjoy the expansive 56 square inches of workspace that provides plenty of space for large projects
- ▶ **Large 7" LCD touch screen display:** See up to 260,000 colours with little or no on-screen colour shifting; view on-screen tutorials, and control the machine with the large, intuitive icons
- ▶ **Up to 1,050 stitches per minute:** Create more works of art in less time
- ▶ **Ultra bright LED lighting:** No more task lights needed, surround the work area with 10" of bright and adjustable lighting
- ▶ **Automatic height adjuster (AHA) feature:** The AHA feature helps ensure consistent stitch length on all fabric thicknesses by keeping the presser foot pressure consistent, regardless of fabric thickness, leading to uniform stitch quality across uneven surfaces
- ▶ **Fully automatic needle threader:** With the touch of a button, the thread is pushed through the eye of the needle. The machine can be threaded manually for twin and specialty needle threading



# Essence



## Optional accessory: Multi-function foot controller

Multi-function foot pedal with heel kick and side pedal. Control up to two functions (besides start/stop) from the foot pedal. Choose from:

- thread cutter
- sewing single stitch

- reverse stitch
- needle up/down

The large pedal can be used for all sewing. The distance between pedals is adjustable and the side pedal can be used on either the left or right side.

- ▶ **Pivot function:** The presser foot automatically lifts as the needle remains lowered for fast and easy fabric manipulation
- ▶ **Large embroidery area:** The space to create with a maximum embroidery field of 300 x 200mm; two embroidery frames are included; 300 x 200mm and 180 x 130mm
- ▶ **Multiple line text formatting**
- ▶ **Built-in USB port:** Connect to a computer for importing and exporting designs or performing machine updates. Use the second port to import and export designs from a memory stick



- ▶ **Optional MuVit™ Digital Dual Feed System:** Use the direct motor-driven foot to powerfully feed fabric from the top and bottom, giving you greater control
- ▶ **Optional Droplight embroidery positioning marker:** The LED pointer shows the needle drop position with pinpoint accuracy - critical for embroidery
- ▶ **Optional Multi-function foot controller:** Use this optional two pedal foot to control up to three different sewing functions, all with the press of your foot. Allows a wide variety of functions while holding your project with two hands

# DESIGN YOUR OWN EMBROIDERY

*Includes My Design Centre for digitising & Snap frame technology to view your hoop on the touchscreen for precise positioning*



## STELLAIRE XE1 EMBROIDERY MACHINE **\$8,999**

- ▶ **727 embroidery designs** including 101 Pixar Disney designs, 140 built-in frame pattern combinations and 22 Alphabet and 2 Cyrillic fonts
- ▶ **10.1" Touch screen LCD display:** High Definition. View built-in tutorials and MP4's onscreen
- ▶ **Extra large 360 x 240mm embroidery area:** Includes two sizes of embroidery frames: 360 x 240mm and 180 x 130mm
- ▶ **Easier Onscreen Embroidery Editing:** Easily edit your embroidery designs and fonts. Combine designs, add text to designs, duplicate, rotate, mirror and resize with stitch recalculation directly on the embroidery



machine, no computer required. With the border function, begin with a small design and turn it into a border for pillowcases, towels, or curtains. With the ability to undo and redo up to 10 times while editing, you don't have to worry if you make a mistake


- ▶ **My Design Centre - Easy Auto Stippling:** Add stippling or a decorative fill around any embroidery design, whether built-in or imported. Generate a stamp pattern outline and then select it in the Stamp menu. Choose from 15 built-in decorative fill patterns or select Stipple Stitch and the machine does the rest. Add multiple fills to separate sections. With the enhanced preview mode, see both the scanned design and selected stippling before you embroider

# STELLAIRE



## Precise Positioning

Use your phone or tablet to take a photo of the embroidery area in any of the new Snap Frame hoops.



## Turn just about anything into embroidery!

Creating a custom personal work of art has never been easier. Use the My Design Snap mobile app and My Design Center to turn line art, handwriting, or an illustration into embroidery data. It's as easy as 1-2-3.

► **My Design Snap Mobile App:** Use your device to capture the embroidery area for precise positioning of your design. Pair with the Snowman Embroidery Positioning Marker for automatic and precise design alignment. Simply place the Snowman where you'd like the design to be embroidered and hoop your project. Snap a picture of the embroidery area using your mobile device, preview it on screen, and you're ready to embroider! The design will automatically rotate and position itself in the designated space.



- **AccuTrac embroidery system:** Our advanced system provides better under arm support, reduces bounce and provides better stitch quality
- **Advanced Colour Shuffling Capabilities:** Take the guesswork out of colour selection. Let the machine do it for you. Ability to compare up to 9 colour combinations and save your favourite colour schemes
- **Optional PE DESIGN 11:** Personal Embroidery and Sewing Digitising Software. Wirelessly transfer embroidery designs and sewing stitches between PE-DESIGN 11 and the Stellaire

# EMBROIDERY IS A SNAP

*Includes My Design Centre for digitising & Snap frame technology to view your hoop on the touchscreen for precise positioning*



## STELLAIRE XJ1 SEWING, QUILTING & EMBROIDERY MACHINE **\$11,999**

- ▶ **727 embroidery designs** including 101 Pixar Disney designs, 140 built-in frame pattern combinations and 22 Alphabet and 2 Cyrillic fonts
- ▶ **Extra large 360 x 240mm embroidery area:** Includes four sizes of embroidery frames: 360 x 240mm, 240 x 240mm, 180 x 130mm, 100 x 100mm
- ▶ **Easier Onscreen Embroidery Editing:** Easily edit your embroidery designs and fonts. Combine designs, add text to designs, duplicate, rotate, mirror and resize with stitch recalculation directly on the embroidery machine, no computer required. With the border function, begin with a small design and turn it into a border for pillowcases, towels, or curtains. With the ability to undo and redo up to 10 times while editing, you don't have to worry if you make a mistake




- ▶ **My Design Centre - Easy Auto Stippling:** Add stippling or a decorative fill around any embroidery design, whether built-in or imported. Generate a stamp pattern outline and then select it in the Stamp menu. Choose from 15 built-in decorative fill patterns or select Stipple Stitch and the machine does the rest. Add multiple fills to separate sections. With the enhanced preview mode, see both the scanned design and selected stippling before you embroider
- ▶ **My Design Snap Mobile App:** Use your device to capture the embroidery area for precise positioning of your design. Pair with the Snowman Embroidery Positioning Marker for automatic and precise design alignment. Simply place the Snowman where you'd like the design to be embroidered and hoop your project. Snap a picture of the embroidery area using your mobile device, preview it on screen, and you're ready to embroider! The design will automatically rotate and position itself in the designated space

# STELLAIRE



## Precise Positioning

Use your phone or tablet to take a photo of the embroidery area in any of the new Snap Frame hoops.



## Turn just about anything into embroidery!

Creating a custom personal work of art has never been easier. Use the My Design Snap mobile app and My Design Center to turn line art, handwriting, or an illustration into embroidery data. It's as easy as 1-2-3.

- ▶ **AccuTrac embroidery system:** Our advanced system provides better under arm support, reduces bounce and provides better stitch quality
- ▶ **Advanced Colour Shuffling Capabilities:** Take the guesswork out of colour selection. Let the machine do it for you. Ability to compare up to 9 colour combinations and save your favourite colour schemes
- ▶ **11.25" from needle to arm:** Large workspace – accommodate a rolled king-size quilt!
- ▶ **MuVit™ Digital Dual Feed System:** Powerfully feed fabric from the top and bottom, and sew precise, uniform stitches on a range of fabrics from silk to denim



- ▶ **Advanced Presser Foot Control:** Presser foot automatically raises after trimming and lowers when you start sewing
- ▶ **Laser Accuracy:** Featuring a bright guide and wide range up to 19mm, it's never been easier to sew a straight line – the laser vision guide is a huge benefit when top stitching, piecing, pintucking and cording
- ▶ **10.1" Touch screen LCD display:** High Definition. View built-in tutorials and MP4's onscreen
- ▶ **Optional Multi-function foot controller:** Control up to three different sewing functions, all with the press of your foot. Allows a wide variety of functions while holding your project with two hands
- ▶ **Optional PE DESIGN 11:** Personal Embroidery and Sewing Digitising Software. Wirelessly transfer embroidery designs and sewing stitches between PE-DESIGN 11 and the Stellaire

## Sewing and Embroidery : Features at a Glance

<b>Embroidery Only</b> Comparative Features		Innov-ís Essence VE2300	Stellaire Innov-ís XE1
Basic	LCD Display Size (Horizontal x Vertical) Inches	7"	10.1"
	Display (Number of Colours)	Up to 260,000	Up to 16,777,216
	Stitch Select	Touch Panel	Touch Panel
	On-screen Help	✓	View MP4 Videos & Built-in Tutorials
	Built-in Languages	✓	✓
	On-screen Editing	✓	✓
	Lighting	LED 10" Lighting	LED 10" Lighting
	Thread Tension	Automatic	Automatic
	Needle Threading System	Automatic	Automatic
	Adjustable Bobbin Winding Speed	✓	✓
	Thread Sensor	Upper and Bobbin	Upper and Bobbin
	Automatic Thread Cutter	✓	✓
	Quick-Set Bobbin	✓	✓
	USB	1 host/1 slave	2 hosts
	Computer Connectivity with Update Capability	✓ via cable	✓ via Wi-Fi
	Media Type	USB	USB
Clock	✓	✓	
Embroidery	Maximum Embroidery Area (X x Y)	300 x 200mm	360 x 240mm
	Maximum Embroidery Speed (Stitches per Minute)	1,050	1,050
	Standard Included Frames	300 x 200mm, 180 x 130mm	360 x 240mm, 180 x 130mm
	Built-in Brother Embroidery Designs	318	727
	Built-in Disney • Pixar Embroidery Designs	—	101
	Built-in Frame Designs	10 Shapes x 14 Stitch Patterns	10 Shapes x 14 Stitch Patterns
	Built-in Embroidery Lettering Fonts	12 Alphabet + 2 Cyrillic + 3 Japanese	22 Alphabet + 2 Cyrillic
	Resume Function	✓	✓
	Built-in Border Function and Designs	✓	✓
	Pattern Rotation	1, 10, or 90 Degrees	1, 10, or 90 Degrees
	Drag and Drop Editing	✓	✓
	V-Sonic Pen for Embroidery	✓	—
	Programmable Monochrome Embroidery	✓	✓
	Basting Stitch Before Embroidery	✓	✓
	Stitch Forward/Backward	1, 10, 100, 500 Stitches	1, 10, 100, 500 Stitches
	My Design Centre/Compatible with My Design Snap App	—	✓

<b>Sewing and Embroidery</b> Comparative Features		Essence Innov-ís VM5200	Stellaire Innov-ís XJ1
Basic	LCD Display Size (Horizontal x Vertical) Inches	7"	10.1"
	Display (Number of Colours)	Up to 260,000	16,777,216
	On-screen Help	✓	View MP4 Videos & Built-in Tutorials
	On-screen Editing	✓	✓
	Lighting	LED 10" Lighting	✓
	Thread Tension	Automatic	Automatic
	Needle Threading System	Automatic	Automatic
	Full USB	1 host/1slave	2 hosts
	Computer Connectivity with Update Capability	✓ via cable	✓ via Wi-Fi
Embroidery	Maximum Embroidery Area (X x Y)	300 x 200mm	360 x 240mm
	Maximum Embroidery Speed (Stitches per Minute)	1,050	1,050
	Standard Included Frames	300 x 200mm, 180 x 130mm	360 x 240mm, 300 x 200mm, 180 x 130mm, 100 x 100mm
	Built-in Brother Embroidery Designs	318	727
	Built-in Disney • Pixar Embroidery Designs	—	101
	Built-in Frame Designs	10 Shapes x 14 Stitch Patterns	10 Shapes x 14 Stitch Patterns
	Built-in Embroidery Lettering Fonts	12 Alphabet + 2 Cyrillic + 3 Japanese	22 Alphabet + 2 Cyrillic
	Sewing with Embroidery Unit Attached	✓	✓
	My Design Centre/Compatible with My Design Snap App	—	✓
	Sewing	Programmable Monochrome Embroidery	✓
Basting Stitch Before Embroidery		✓	✓
Workspace (Width x Height) Needle to Arm in inches		11.25 x 5	11.25 x 5
Maximum Sewing Speed (Stitches per Minute)		1,050	1,050
Sew Straight Laser Vision Guide		✓	✓
Multi-Directional Sewing		✓	✓
Standard Presser Feet Included with Machine		10	14
Built-in Sewing Stitches (Includes Buttonhole Styles)		715	727
Buttonhole Styles		14 One-step	15 One-step + 1 Four-step
Stitch Width/Stitch Length		7mm / 5mm	7mm / 5mm
My Custom Stitch Feature		✓	Enhanced
Start/Stop Button and Speed Controller		✓	✓
Quilting		Automatic Height Adjuster (AHA) Feature	✓
	Pivot Function	✓	✓
	MuVit™ Digital Dual Feed System	Optional	✓
	Drop Feed/Free-Motion	✓	✓

**brother**  
at your side



Working with you for a better environment  
[www.brotherearth.com](http://www.brotherearth.com)

Printed on recycled paper

[www.brother.com.au](http://www.brother.com.au)

Brother International (Aust) Pty Ltd.

Brother and its logo are trademarks of Brother Industries Ltd., Japan.

All specifications are subject to change without notice. All registered trademarks referenced herein are the property of their respective companies.