






1-Needle Lockstitch Sewing Machine

For Practical sewing

Description	Picture	Explanation	Model
Foot & Throat Plate for Thin Fabric		The small hole of throat plate prevents material puckering	TL-98Q/TL-98QE /TL-98P
			Foot: Part No. A98130960A0 Throat Plate: Part No. A9839090AA0
Throat Plate for Thick Fabric		The large hole of throat plate is suitable for thick needle	TL-98Q/TL-98QE /TL-98P
			Part No. A9839090BA0
Smooth Foot		For hard-to-feed fabrics such as vinyl cloth, leather	TL-98Q/TL-98QE /TL-98P
			Part No. A9840D250A0
Invisible Zipper Foot		For installation of concealed zipper	TL-98Q/TL-98QE /TL-98P
			Metal: Part No. A9841D25AA0 Plastic: Part No. A9841D25BA0
Hinged Zipper Foot		Narrow width of foot feeds zipper smoothly	TL-98Q/TL-98QE /TL-98P
			Part No. A9842D250A0

<p>Compensating Foot (Right/Left 1.5mm)</p>		<p>For sewing side of overlapped seam (1.5mm)</p>	<p>TL-98Q/TL-98QE /TL-98P</p> <p>Right: Part No. A9843D25AA0 Left: Part No. A9843D25BA0</p>
<p>Solid Cording Foot (Right/Left)</p>		<p>For edge sewing and fastener attaching</p>	<p>TL-98Q/TL-98QE /TL-98P</p> <p>Right: Part No. A9844D25AA0 Left: Part No. A9844D25BA0</p>
<p>Hinged Cording Foot</p>		<p>Suitable for edge sewing and overlapped seam</p>	<p>TL-98Q/TL-98QE /TL-98P</p> <p>Part No. A9844D25CA0</p>
<p>Piping Foot</p>		<p>To attach corded piping</p>	<p>TL-98Q/TL-98QE /TL-98P</p> <p>Part No. A9845D250A0</p>
<p>T Gauge</p>		<p>To guide edge of fabrics (set by 2 screws)</p>	<p>TL-98Q/TL-98QE /TL-98P</p> <p>Part No. A9846D250A0</p>
<p>Swing Gauge</p>		<p>To guide edge of fabrics (set by 2 screws)</p>	<p>TL-98Q/TL-98QE /TL-98P</p> <p>Part No. A9847D250A0</p>

Magnetic Gauge		To guide edge of fabrics	TL-98Q/TL-98QE /TL-98P Part No. A9848D250A0
----------------	--	--------------------------	--

For Quilt sewing

Regular Hinged Foot (6.5mm)		From needle location to either side of foot edge is 6.5mm	TL-98Q/TL-98QE /TL-98P Part No. A9849D25AA0
Regular Hinged Foot (7.5/7.0mm)		From needle location to foot edge is left side 7.5mm/right side 7.0mm	TL-98Q/TL-98QE /TL-98P Part No. A9849D25BA0
Compensating Foot (Right 7.0mm)		To sew 7.0mm from overlapped seam	TL-98Q/TL-98QE /TL-98P Part No. A9850D250A0
Even Feed Foot		It prevents sewing slippage of fabric such as velvet and quilting	TL-98Q/TL-98QE /TL-98P Part No. A9811D250A0
1/5" Quilting Foot		For regular free motion	TL-98Q/TL-98QE /TL-98P Part No. A9811E98AA0A
1/4" Quilting Foot		Suitable for sewing equally spaced curved lines	TL-98Q/TL-98QE /TL-98P Part No. A9811E98BA0A